



KEEPING FAMILIES TOGETHER

Parole in Place Eligible Population



In June 2024, President Biden announced the extension of Parole in Place to undocumented spouses of U.S. citizens who entered the country without inspection. The Center for Migration Studies of New York (CMS) estimates that 455,000 undocumented spouses of U.S. citizens are eligible for this program. In this guide, we present characteristics of the eligible population in all of the top counties in Texas with at least 1,000 eligible immigrants. All figures cited below are based on CMS estimates of the undocumented population using the 2022 IPUMS microdata file of the U.S. Census Bureau's American Community Survey.

In Texas, it is estimated that nearly 108,000 individuals may be eligible for the Parole in Place process, with a majority residing in Harris County, Dallas County and Hidalgo County. In addition, 2,200 Parole in Place eligible immigrants are dispersed throughout Texas' other 254 counties, with no other county exceeding the threshold of 1,000 eligible immigrants.

Harris County Parole in Place Eligible Population: 20,900

Average Age **39**

Average Years in United States **16**

Gender

Male **57%**

Female..... **43%**

Language

Spanish Speaking..... **97%**

English Speaking **1%**

Other **1%**

Country of Origin



62%
Mexico



30%
El Salvador

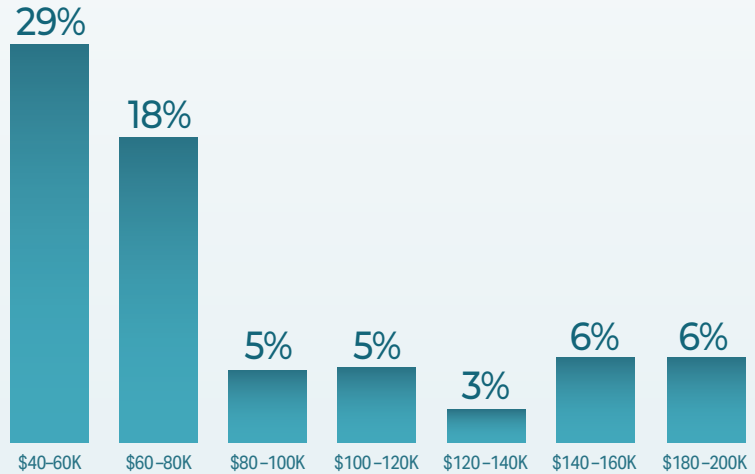


7%
Honduras



1%
Other

Household Income



Dallas County Parole in Place Eligible Population: 11,500

Average Age **38**

Average Years in United States **18**

Gender

Male **50%**

Female..... **50%**

Language

Spanish Speaking..... **93%**

English Speaking **7%**

Country of Origin



84%
Mexico



11%
El Salvador

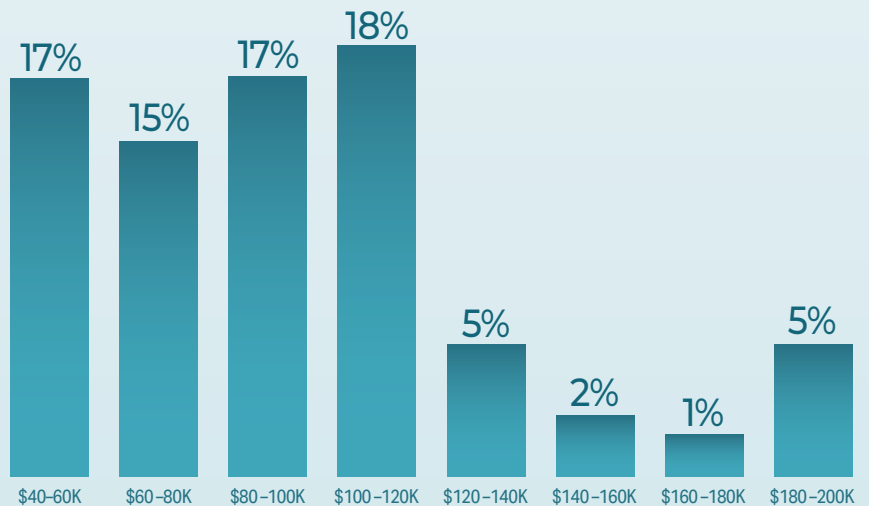


3%
Guatemala



1%
Honduras

Household Income



Hidalgo County Parole in Place Eligible Population: 9,700

Average Age **40**

Average Years in United States **16**

Gender

Male **53%**

Female..... **47%**

Language

Spanish Speaking..... **96%**

English Speaking **4%**

Country of Origin



97%

Mexico



2%

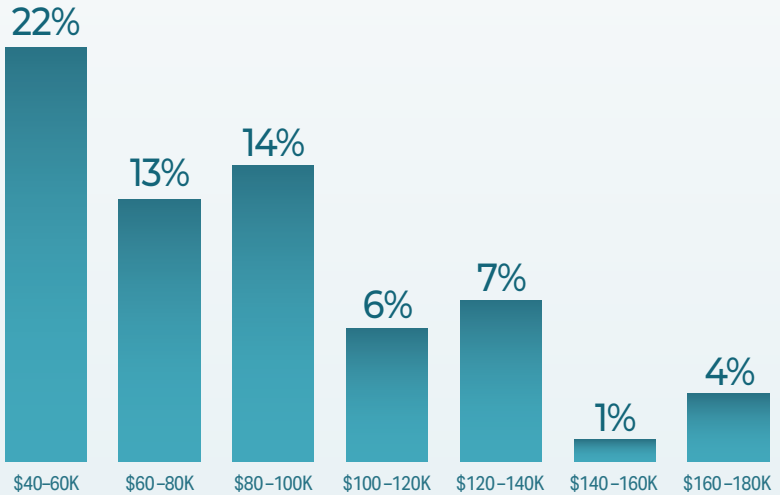
El Salvador



1%

Honduras

Household Income



Texas Counties at a Glance (Counties with at least 1,000 eligible immigrants)

Counties	Total PIP eligible	Average age	Average years in U.S.	From Mexico	From El Salvador	From Guatemala	From Honduras	Other
Bexar	6700	40.3	17.1	92%	2%	3%	0%	3%
Tarrant	6400	40.6	18.2	84%	9%	0%	6%	1%
El Paso	5100	46.0	15.8	100%	0%	0%	0%	0%
Webb	4100	46.5	16.1	100%	0%	0%	0%	0%
Cameron	3600	40.9	16.8	100%	0%	0%	0%	0%
Montgomery	3100	36.1	14.5	86%	14%	0%	0%	0%
Collin	2400	37.2	16.1	84%	9%	0%	0%	7%
Travis	2100	35.7	16.6	77%	7%	0%	16%	0%
Williamson	2000	34.9	18.2	86%	0%	14%	0%	0%
Nueces	1900	37.7	15.9	57%	0%	30%	13%	0%
Denton	1800	41.3	18.8	90%	6%	0%	4%	0%
Fort Bend	1500	36.5	13.9	69%	31%	0%	0%	0%
Hays	1400	34.6	12.4	64%	0%	0%	36%	0%
Brazoria	1000	36.5	15.7	78%	6%	0%	15%	0%

The federal courts have issued an administrative stay on the Keeping Families Together Parole in Place program. Applications for Parole in Place can still be filed online and applicants will still be scheduled for and need to attend biometrics appointments; however, USCIS can not grant parole at this time.

The National Partnership for New Americans, Center for Migration Studies, and Ready to Stay urge individuals to seek [reputable and trusted legal service providers](#) if they think they may qualify for the Keeping Families Together Parole in Place process.