



California

# KEEPING FAMILIES TOGETHER

## Parole in Place Eligible Population



**In June 2024**, President Biden announced the extension of Parole in Place to undocumented spouses of U.S. citizens who entered the country without inspection. The Center for Migration Studies of New York (CMS) estimates that 455,000 undocumented spouses of U.S. citizens are eligible for this program. In this guide, we present characteristics of the eligible population in all of the top counties in California with at least 1,000 eligible immigrants. All figures cited below are based on CMS estimates of the undocumented population using the 2022 IPUMS microdata file of the U.S. Census Bureau's American Community Survey.

In California, it is estimated that 111,000 thousand individuals are eligible for the Parole in Place process and have been in the country for nearly two decades and the majority are from Mexico and Central America. Large concentrations of Parole in Place eligible populations reside in Los Angeles, Riverside, Orange, San Diego, and San Bernardino. In addition, 4,800 Parole in Place eligible immigrants are dispersed throughout California's other 34 counties, with no other county exceeding the threshold of 1,000 eligible immigrants.



READY TO STAY

## Los Angeles County Parole in Place Eligible Population: 34,200

Average Age ..... **39**

Average Years in United States ..... **18**

### Gender

Male ..... **63%**

Female..... **37%**

### Language

Spanish Speaking..... **89%**

English Speaking ..... **6%**

Other ..... **3%**

Korean ..... **1%**

### Country of Origin



**67%**  
Mexico



**14%**  
El Salvador



**11%**  
Guatemala

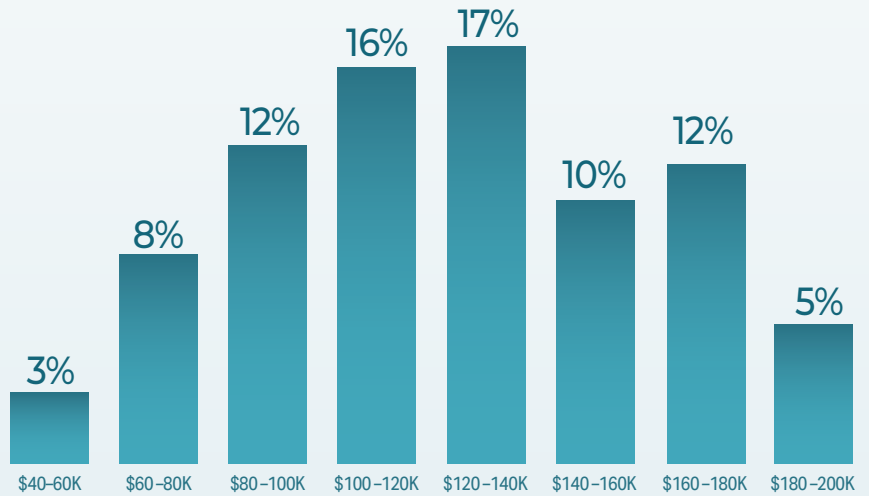


**3%**  
Honduras



**6%**  
Other

### Household Income



## Riverside County Parole in Place Eligible Population: 8,300

Average Age ..... **40**

Average Years in United States ..... **19**

### Gender

Male ..... **54%**

Female..... **46%**

### Language

Spanish Speaking..... **88%**

English Speaking ..... **11%**

Other Language ..... **1%**

### Country of Origin



**85%**  
Mexico



**3%**  
El Salvador

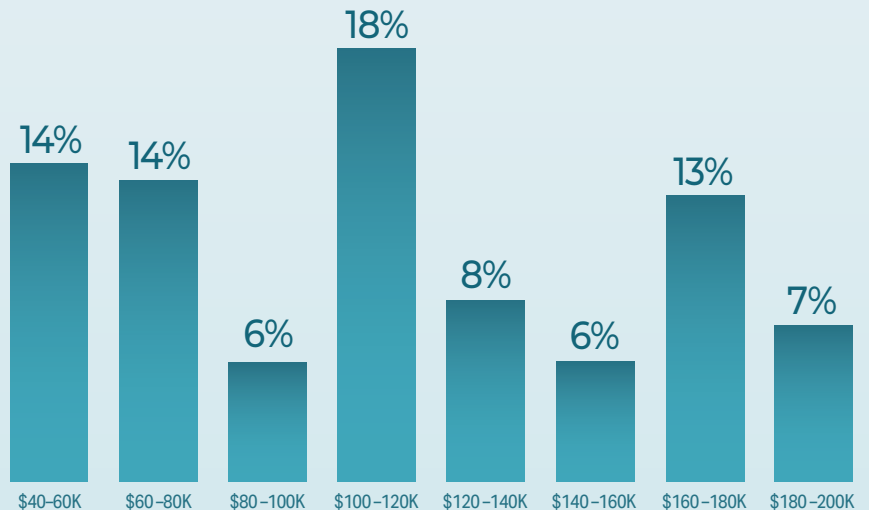


**10%**  
Guatemala



**2%**  
Other

### Household Income



## Orange County Parole in Place Eligible Population: 8,100

Average Age ..... **38**

Average Years in  
United States ..... **19**

### Gender

Male ..... **65%**

Female..... **35%**

### Language

Spanish Speaking..... **79%**

English Speaking ..... **14%**

Korean Speaking..... **4%**

Tagalog Speaking..... **2%**

Other ..... **1%**

### Country of Origin



**72%**  
Mexico



**15%**  
El Salvador

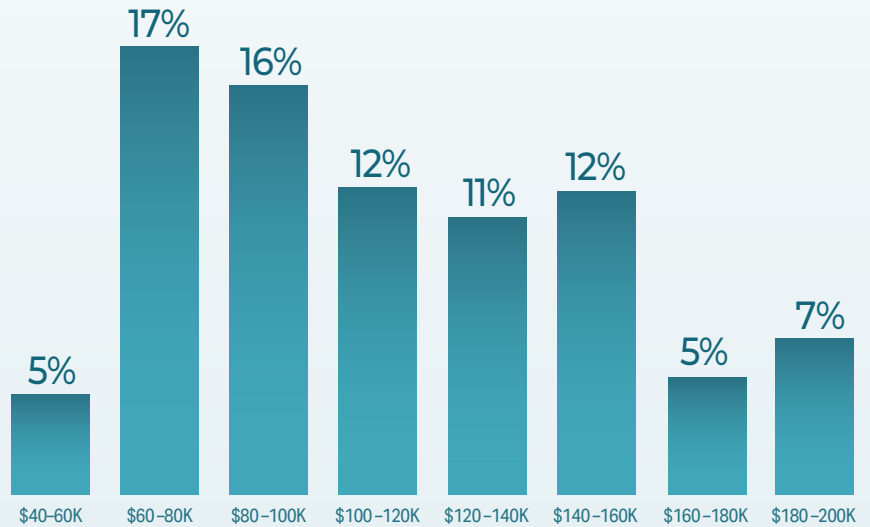


**3%**  
Guatemala



**10%**  
Other

### Household Income



## San Diego County Parole in Place Eligible Population: 8,100

Average Age ..... **42**

Average Years in  
United States ..... **17**

### Gender

Male ..... **66%**

Female..... **34%**

### Language

Spanish Speaking..... **95%**

English Speaking ..... **3%**

Other Language ..... **2%**

### Country of Origin



**89%**  
Mexico



**1%**  
El Salvador

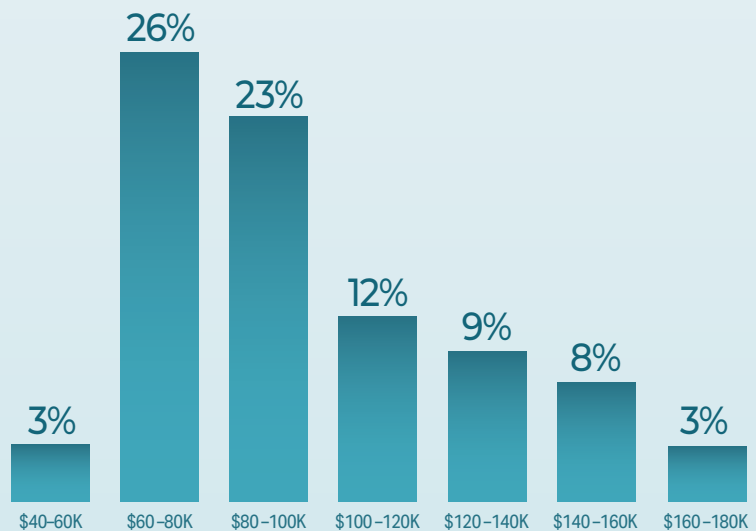


**8%**  
Guatemala



**2%**  
Other

### Household Income



# San Bernardino County Parole in Place Eligible Population: **7,300**

Average Age ..... **38**

Average Years in United States ..... **19**

### Gender

Male ..... **50%**

Female..... **50%**

### Language

Spanish Speaking..... **93%**

English Speaking ..... **6%**

Tagalog Speaking..... **1%**

### Country of Origin



**83%**  
Mexico



**11%**  
El Salvador

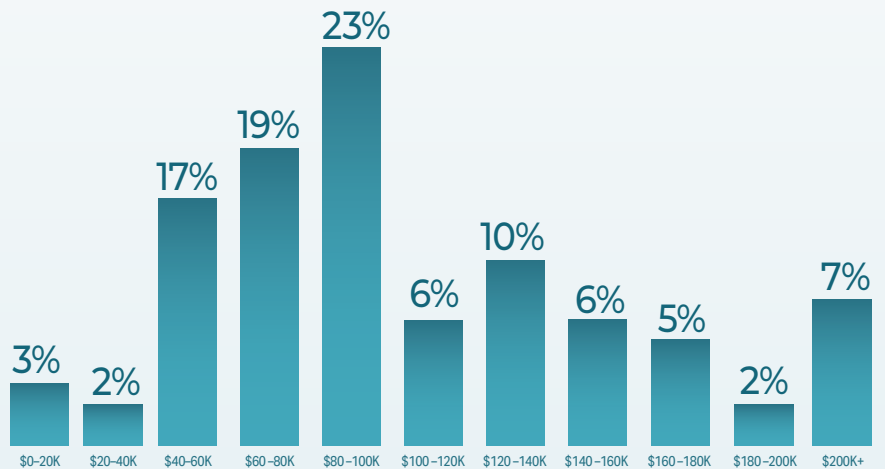


**6%**  
Honduras



**1%**  
Other

### Household Income



## California Counties at a Glance (Counties with at least 1,000 eligible immigrants)

Counties	Total PIP eligible	Average age	Average years in U.S.	From Mexico	From El Salvador	From Guatemala	From Honduras	Other
Santa Clara CA	4100	37.2	16.1	78%	6%	0%	12%	4%
Fresno CA	3600	41.1	17.2	77%	0%	0%	13%	10%
Contra Costa CA	3600	38.3	16.9	58%	19%	6%	12%	4%
San Joaquin CA	3400	40.1	18.7	90%	2%	0%	0%	8%
Kern CA	3100	40.3	17.1	83%	2%	15%	0%	0%
Alameda CA	2700	42.7	19.7	49%	23%	5%	0%	23%
Ventura CA	2500	38.6	18.9	100%	0%	0%	0%	0%
Tulare CA	2200	38.9	19.1	82%	0%	18%	0%	0%
Sacramento CA	1900	37.4	17.3	93%	0%	0%	0%	7%
Santa Barbara CA	1800	47.0	17.8	95%	0%	0%	0%	5%
Monterey CA	1600	39.2	16.1	94%	6%	0%	0%	0%
Santa Cruz CA	1600	39.1	17.1	59%	33%	8%	0%	0%
Solano CA	1300	38.4	16.8	100%	0%	0%	0%	0%
Stanislaus CA	1300	38.8	17.4	98%	2%	0%	0%	0%
Merced CA	1300	37.9	17.1	86%	14%	0%	0%	0%
Sonoma CA	1100	44.6	18.2	93%	0%	0%	7%	0%
Kings CA	1100	37.4	17.4	100%	0%	0%	0%	0%
San Mateo CA	1000	42.8	19.3	33%	53%	0%	0%	14%
Napa CA	1000	42.0	17.5	100%	0%	0%	0%	0%

The federal courts have issued an administrative stay on the Keeping Families Together Parole in Place program. Applications for Parole in Place can still be filed online and applicants will still be scheduled for and need to attend biometrics appointments; however, USCIS can not grant parole at this time.

The National Partnership for New Americans, Center for Migration Studies, and Ready to Stay urge individuals to seek [reputable and trusted legal service providers](#) if they think they may qualify for the Keeping Families Together Parole in Place process.